


# Bags of choice

We have high-performance, easy-to-use packed products for just about any landscaping project. Each one delivers proven quality of the highest level, along with rapid setting times and easy storage thanks to its tough, waterproof packaging.

**Speak to branch staff for more details.**

Application:  
**Installing fence posts**




We recommend:  
**Fast Set Postfix**  
Standard **Postfix Concrete**  
also available

Application:  
**Greenhouse, shed and  
summerhouse bases, wall  
footers and general concreting**





We recommend:  
**40N Concrete**

Application:  
**Walls and decorative pointing**



We recommend:  
**Sand Cement Mortar**

Application:  
**Patch repairs to domestic drives**



We recommend:  
**Drive Repair Asphalt**

Application:  
**Lock block pave jointing**



We recommend:  
**Kiln Dried Sand**